



Sta-Put™ Furniture Protector Care & Use Guide

Thank you for purchasing the Solvit Sta-Put Furniture Protector. The protector attaches to furniture by means of two sets of straps. The black rubberized strap(s) should be placed under the cushions to keep the cover from slipping forward or toward the center (see Fig 2). (Different protector models have different strap arrangements, so the figures shown are only for reference.)

The brown straps (not included on Bolstered models) are meant to go under the furniture from front-to-back and connect to each arm cover. (see Fig 3). The brown straps are adjustable to achieve a snug fit.

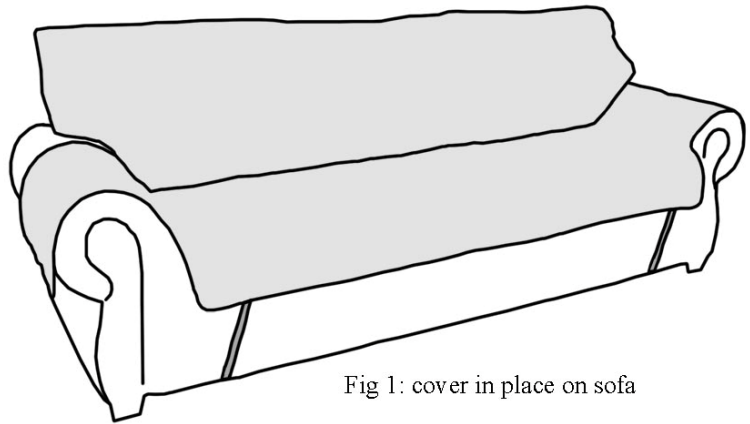


Fig 1: cover in place on sofa

Cleaning: Machine wash in cold water, using a mesh laundry washing bag (remove bolsters on those models). Line dry. Be sure protector is fully dry before placing on furniture

Warranty: The Sta-Put Furniture Protector is warranted to be free from defects in materials or workmanship for a period of one (1) year from the date of purchase. A copy of the original sales receipt is required for warranty issues.

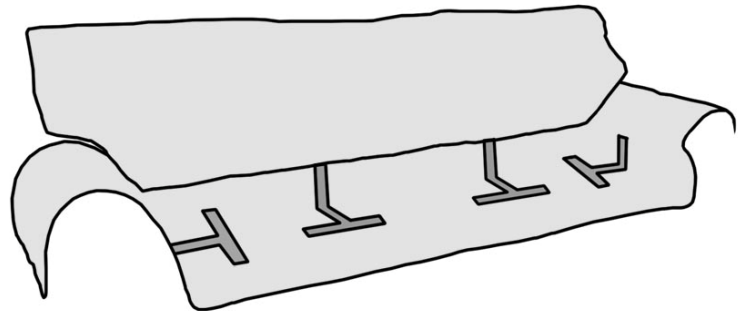


Fig 2: rubber strap system (sofa is hidden)

Solvit Products is dedicated to offering innovative solutions to improve pets' and owners' quality of life. Please feel free to contact us with and questions, comments, or warranty issues. Thank you for your purchase!

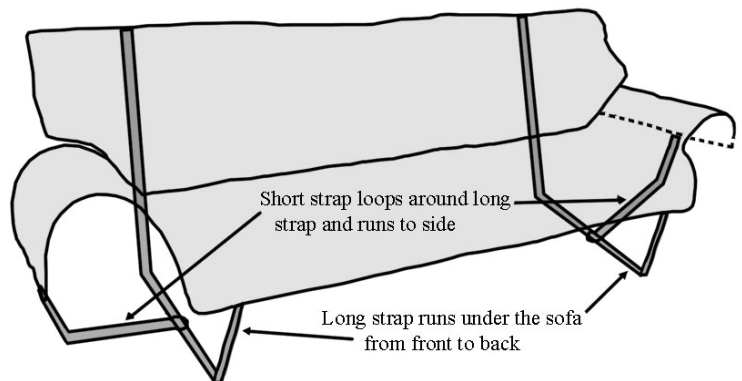


Fig 3: outer strap system (sofa is hidden)